



**ICETRO**  
**America**

**WM-0680 MODULAR ICE MAKER**

## **WM-0680-AC** **WM-0680-AH**

- 304 Stainless Steel Exterior - Durable & Rust resistant
- Up to 666 lbs of ice production per 24 hrs
- Easy Operation - Simple Indicator & Switch
- Improved Freezing Surface Technology
- Control Board Diagnostics
- Simple Design
- Stackable

### **WARRANTY**

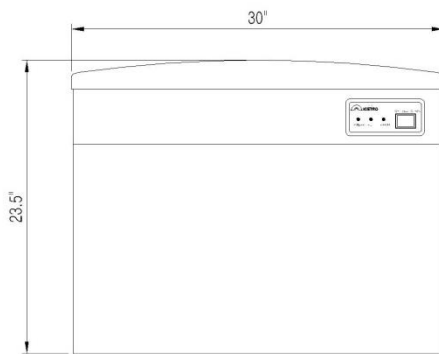
Ice Maker - Three Years Parts and Labor

Evaporator and Compressor - Five years Parts and Three Years Labor

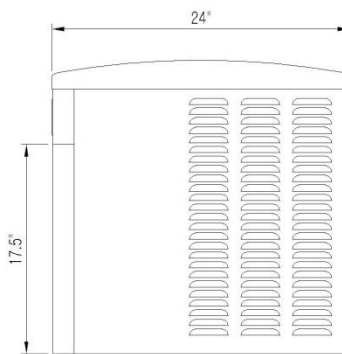




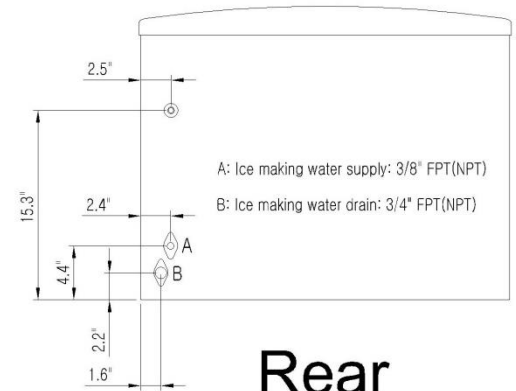
**ICETRO  
America**



**Front**



**Side**



**Rear**


**SPECIFICATIONS**

Operating Limits	Min	Max
Ambient Temperature	50°F (10°C)	100°F (38°C)
Water Temperature	50°F (10°C)	90°F (32°C)
Water Pressure	20psi(1.38bar)	80psi (5.52bar)


Dimensions	W	D	H
in	30	24	23

Weight	Lbs	Kg
WM-0460	209	95

Model	Ice Shape	Ice Production Per 24 hrs		Water Usage/100 lbs of ice @ 90°F air/ 70°F water	kWH Used/ 100 lbs of ice	Electrical (V/Hz/Ph)	Circuit Breaker size (A)
		70°F Air/50°F Water 21°C Air/10°C Water	90°F Air/70°F Water 32°C Air/21°C Water				
WM-0680-AC	cube	666.2 lbs	485.90 lbs	20	5.84	208~230/60/1	15
WM-0680-AH	half cube	666.2 lbs	485.90 lbs	20	5.84	208~230/60/1	15



**Cube**  
7/8" x 7/8" x 7/8"  
(22 x 22 x 22mm)



**Half Cube**  
3/8" x 1 1/8" x 7/8"  
(9.5 x 29 x 22mm)

